

Crafted box

Material



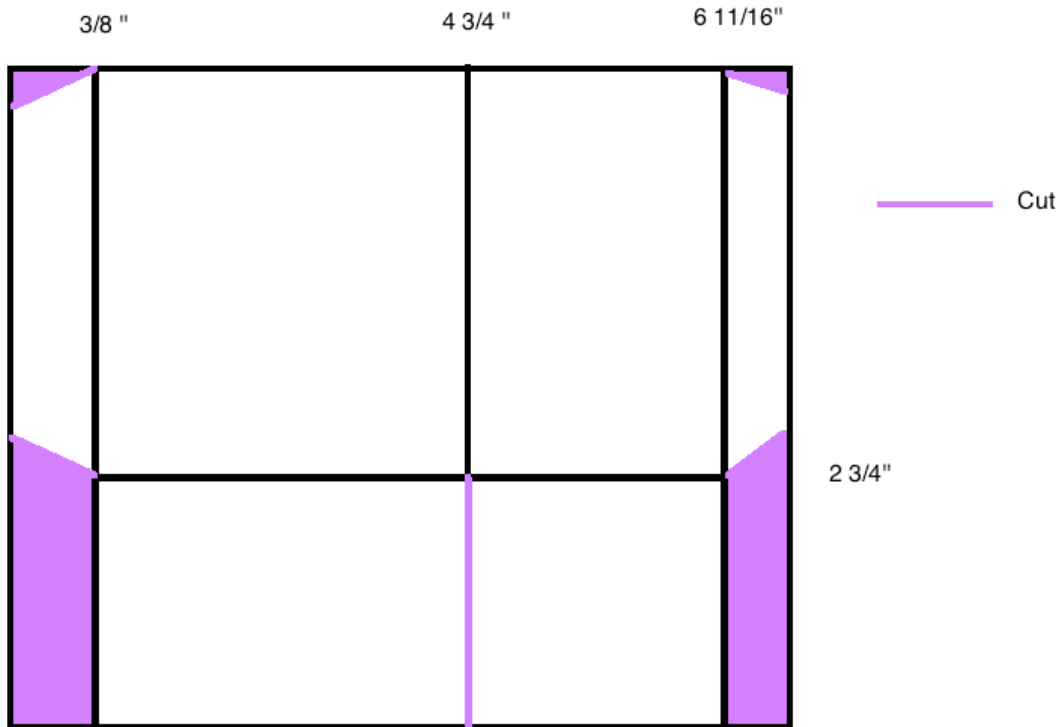
- 1 sheet of Falling in love cardstock 12 x 12 "
- 1 sheet of Falling in love designer serie paper
- 1 vanilla satin ribbon
- Thinlits « fleurs ouvragées »
- massicot

Cuts to be made :

In a cardstock, cut a piece of 15 x 18 cm (5 7/8" x 7 1/16")

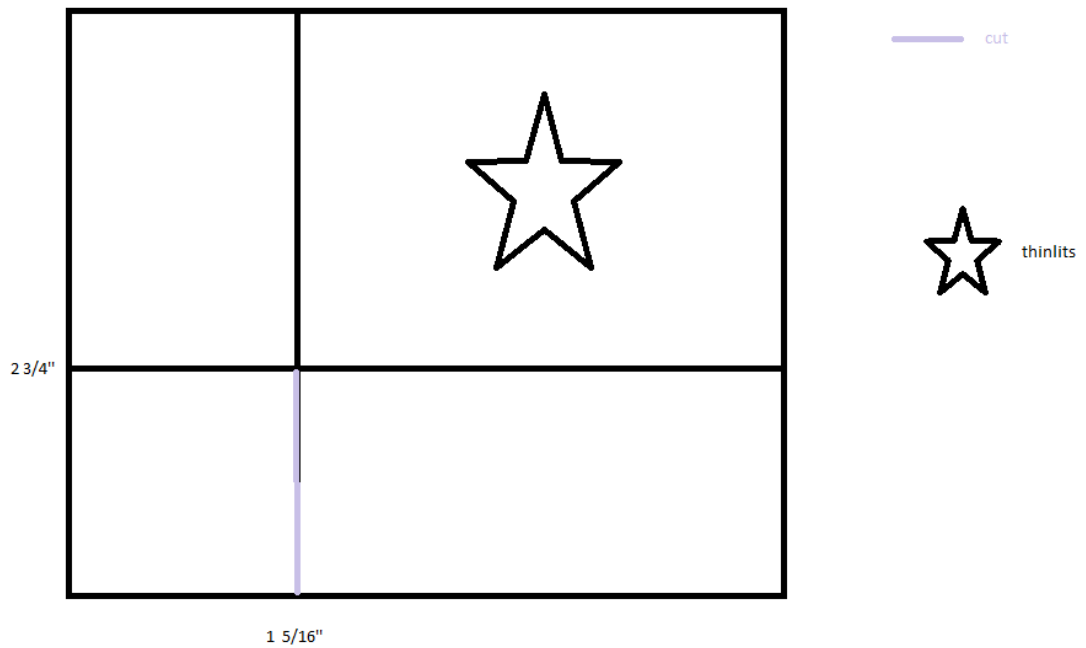
Make the followings cuts :

Cut a piece of $5 \frac{7}{8}$ " x $7 \frac{1}{16}$ "



In other cardstock, Cut a piece of 15 x 16 cm ($5 \frac{7}{8}$ " x $6 \frac{5}{16}$ ")
Make the followings cuts :

cut a piece of $5 \frac{7}{8}$ " x $6 \frac{5}{16}$ "

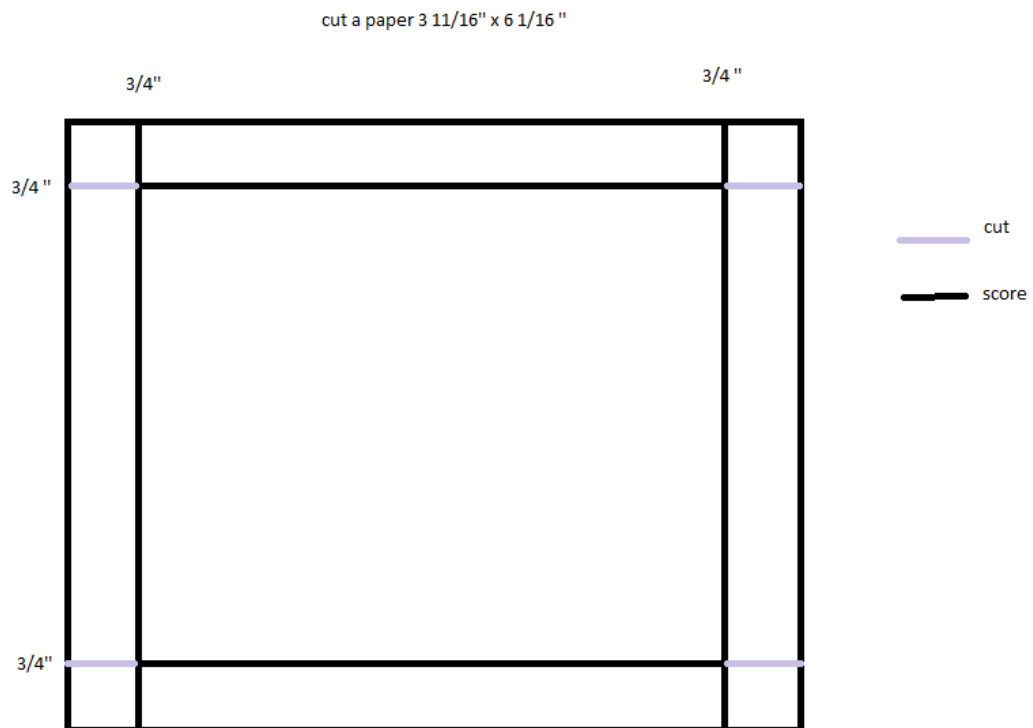


Then you have to assemble the 2 pieces together with the 1 cm tabs.

For the top of the box :

Cut a piece of cardstock 9,4 x 15,4 cm (3 11/16" x 6 1/16")

Make the followings cuts :



Then you can assemble the top of the box with the tabs.

Your box is made, you just have to embellish it !