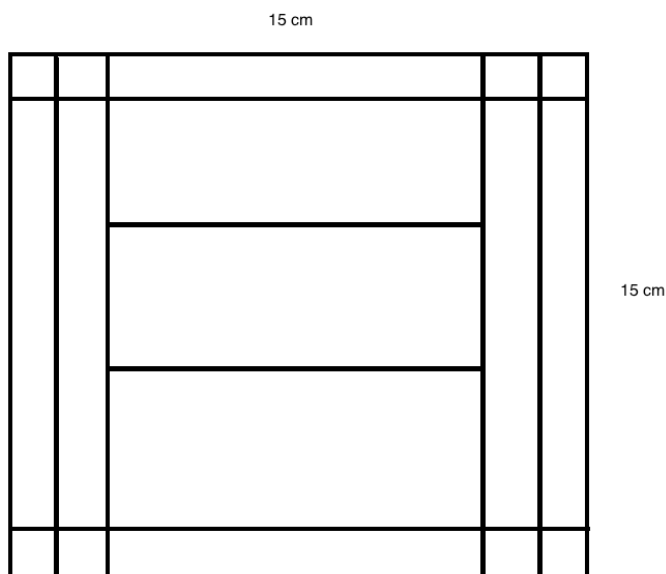


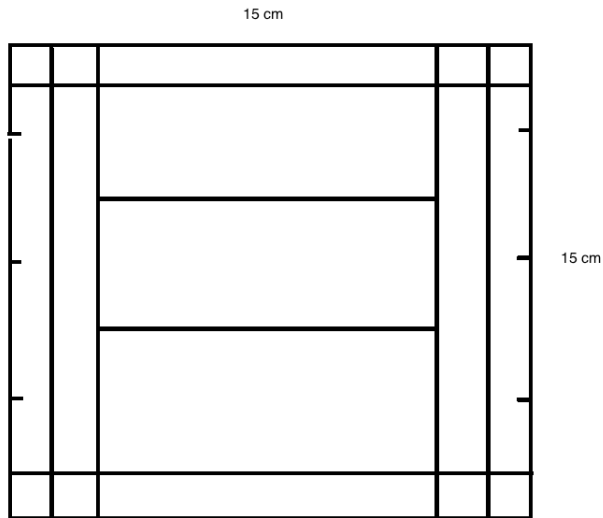
triangular box



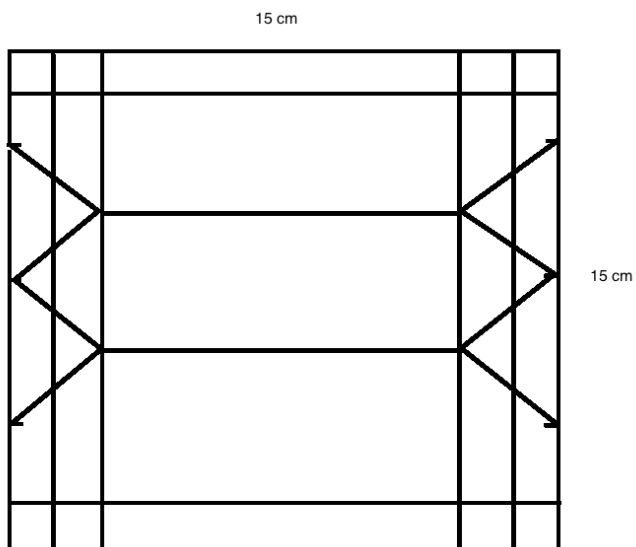
- Cut a paper 15 x 15 cm and scored at 1,5 – 3,5 – 11,5 – 13,5 cm
- Rotate the paper 90°
- Scored at 1,5 et 13,5 cm AND scored at 5,5 et 9,5 cm between the folds 3,5 and 11,5 cm.
- You get this :



- Make a pencil mark on paper on left and on right (like the scheme below) at 4 – 7,5 – 11 cm
- You get this :



-
- Connect each marker with your bone folder . You get this :



-
- Then cut according to the following scheme :



-
- You can fold :



-

The box is finish ! happy scrap !